

# Cam-Lok® “J” Power Series

E1016 Series



E1016-8006



E1016-8058

All Cam-Lok part numbers available in convenient, single-use, color-coded packaging. See page 75 for details.

NON-VULCANIZED		MALE PLUG		
COLOR	CABLE SIZE	COMPLETE PART NO.	CONTACT ONLY PART NO.	INSULATOR ONLY PART NO.
BLACK	CRIMP #2-#1	E1016-8006	A200036-18	A200074-19
RED		E1016-8008		A200074-21
GREEN		E1016-8010		A200074-23
WHITE		E1016-8011		A200074-24
BLUE		E1016-7700		A200074-38
BROWN		E1016-7701		A200074-47
ORANGE		E1016-8009		A200074-22
YELLOW		E1016-8007		A200074-20

NON-VULCANIZED		FEMALE PLUG		
COLOR	CABLE SIZE	COMPLETE PART NO.	CONTACT ONLY PART NO.	INSULATOR ONLY PART NO.
BLACK	CRIMP #2-#1	E1016-8056	A200037-23	A200075-19
RED		E1016-8058		A200075-21
GREEN		E1016-8060		A200075-23
WHITE		E1016-8061		A200075-24
BLUE		E1016-7716		A200075-44
BROWN		E1016-7717		A200075-52
ORANGE		E1016-8059		A200075-22
YELLOW		E1016-8057		A200075-20

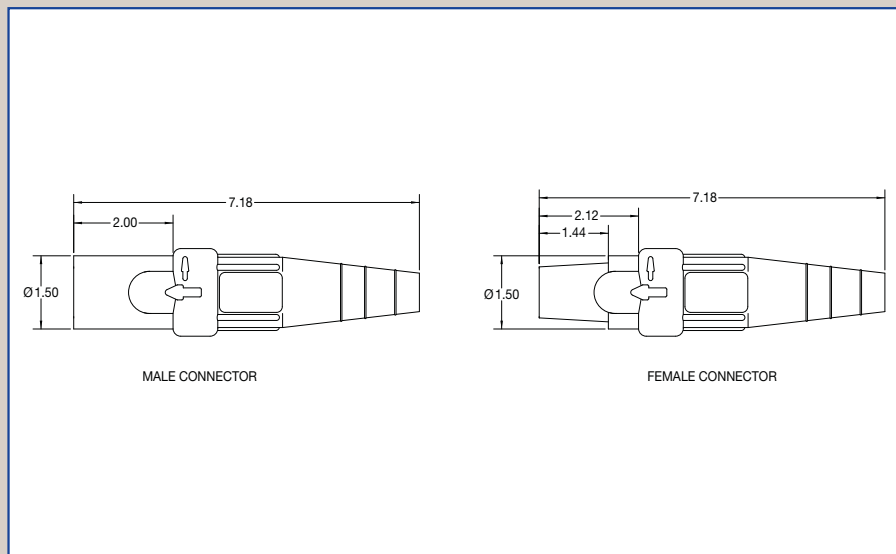
**CAM-LOK “J” POWER SERIES**  
RECEPTACLES AND PLUGS PROVIDE THE MEANS TO QUICKLY CONNECT AND DISCONNECT POWER SYSTEMS SAFELY AT CONCERTS AND CARNIVALS AS WELL AS CONNECTING GENERATORS, STANDBY POWER, AND LOAD TESTING IN HOSPITALS, UTILITIES AND HEAVY INDUSTRIAL ENVIRONMENTS.

**RATINGS: 600 VOLTS UP TO 190 AMPERES CONTINUOUS**

**STANDARD MATERIALS**  
CABLE SIZE: #2 - #1  
CONNECTOR BODY: TPE  
CONTACT: BRASS

**AGENCY APPROVALS**  
UL LISTED E67181  
CSA CERTIFIED LR13963

**ENVIRONMENTAL RATING: NEMA 3R**



# Cam-Lok® “J” Power Series

E1016 Series



E1016-8020



E1016-8072

All Cam-Lok part numbers available in convenient, single-use, color-coded packaging. See page 75 for details.

NON-VULCANIZED		MALE PLUG			
COLOR	CABLE SIZE	COMPLETE PART NO.	CONTACT ONLY PART NO.	INSULATOR ONLY PART NO.	
BLACK		E1016-8018		A200074-13	
RED		E1016-8020		A200074-15	
GREEN		E1016-8022		A200074-17	
WHITE	#1/0-2/0	E1016-8023	A200038-11B	A200074-18	
BLUE	HEAVY DUTY	E1016-7704		A200074-37	
BROWN		E1016-7705		A200074-46	
ORANGE		E1016-8021		A200074-16	
YELLOW		E1016-8019		A200074-14	
CRIMP					

NON-VULCANIZED		FEMALE PLUG			
COLOR	CABLE SIZE	COMPLETE PART NO.	CONTACT ONLY PART NO.	INSULATOR ONLY PART NO.	
BLACK		E1016-8068		A200075-13	
RED		E1016-8070		A200075-15	
GREEN		E1016-8072		A200075-17	
WHITE	#1/0-2/0	E1016-8073	A200035-17B	A200075-19	
BLUE	HEAVY DUTY	E1016-7720		A200075-37	
BROWN		E1016-7721		A200075-51	
ORANGE		E1016-8071		A200075-16	
YELLOW		E1016-8069		A200075-14	
CRIMP					

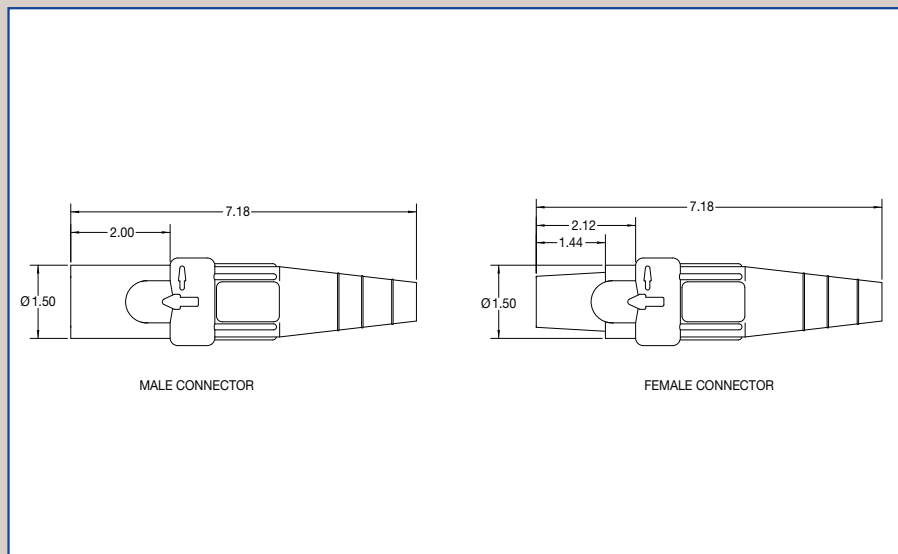
**CAM-LOK “J” POWER SERIES**  
RECEPTACLES AND PLUGS PROVIDE THE MEANS TO QUICKLY CONNECT AND DISCONNECT POWER SYSTEMS SAFELY AT CONCERTS AND CARNIVALS AS WELL AS CONNECTING GENERATORS, STANDBY POWER, AND LOAD TESTING IN HOSPITALS, UTILITIES AND HEAVY INDUSTRIAL ENVIRONMENTS.

**RATINGS: 600 VOLTS UP TO 235 AMPERES CONTINUOUS**

**STANDARD MATERIALS**  
CABLE SIZE: 1/0 - 2/0  
CONNECTOR BODY: TPE  
CONTACT: BRASS

**AGENCY APPROVALS**  
UL LISTED E67181  
CSA CERTIFIED LR13963

**ENVIRONMENTAL RATING: NEMA 3R**



# Cam-Lok® “J” Power Series



NON-VULCANIZED		MALE PLUG		
COLOR	CABLE SIZE	COMPLETE PART NO.	CONTACT ONLY PART NO.	INSULATOR ONLY PART NO.
DOUBLE SET SCREW	BLACK	E1016-8362	A200639-1	A200074-60
	RED	E1016-8364		A200074-62
	GREEN	E1016-8366		A200074-64
	WHITE	E1016-8367		A200074-65
	BLUE	E1016-8368		A200074-66
	BROWN	E1016-8369		A200074-67
	ORANGE	E1016-8365		A200074-63
	YELLOW	E1016-8363		A200074-61



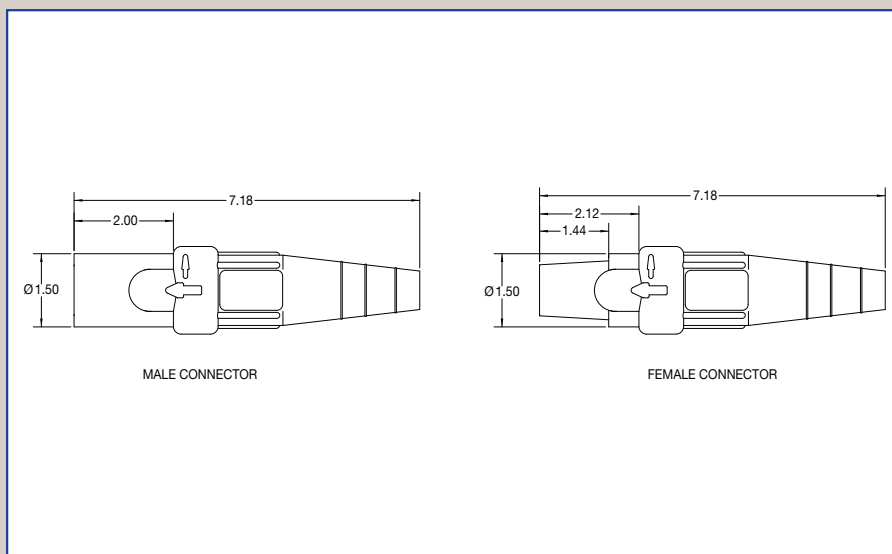
E1016-8367

NON-VULCANIZED		FEMALE PLUG		
COLOR	CABLE SIZE	COMPLETE PART NO.	CONTACT ONLY PART NO.	INSULATOR ONLY PART NO.
DOUBLE SET SCREW	BLACK	E1016-8387	A200641-1	A200075-60
	RED	E1016-8389		A200075-62
	GREEN	E1016-8391		A200075-64
	WHITE	E1016-8392		A200075-65
	BLUE	E1016-8393		A200075-66
	BROWN	E1016-8394		A200075-67
	ORANGE	E1016-8390		A200075-63
	YELLOW	E1016-8388		A200075-61



E1016-8393

E1016 Series



**CAM-LOK “J” POWER SERIES**  
RECEPTACLES AND PLUGS PROVIDE THE MEANS TO QUICKLY CONNECT AND DISCONNECT POWER SYSTEMS SAFELY AT CONCERTS AND CARNIVALS AS WELL AS CONNECTING GENERATORS, STANDBY POWER, AND LOAD TESTING IN HOSPITALS, UTILITIES AND HEAVY INDUSTRIAL ENVIRONMENTS.

**RATINGS: 600 VOLTS UP TO 400 AMPERES CONTINUOUS WHEN USED WITH #4/0, 90° C CABLE. DOUBLE SET-SCREW ONLY.**

**STANDARD MATERIALS**  
CABLE SIZE: 2/0 - 4/0  
CONNECTOR BODY: TPE  
CONTACT: BRASS

**AGENCY APPROVALS**  
UL LISTED E67181  
CSA CERTIFIED LR13963

**ENVIRONMENTAL RATING: NEMA 3R**